UNITED POWER COMMERCIAL CORPORATION
ESTD. 1961
+63-939-913-0553
+63-917-850-4147
Fax #: 244-1234
Tel #: 244-7061-68
For Inquiries: sales10@upcc.com.ph
For Concerns: tiugregian@upcc1.com
7th floor, Banawe Lifestyle Center Building, 86 Banawe St., Brgy., Sto. Domingo, Quezon City, Philippines

YONEKI VALVE CO.,LTD.

ANSI 150 CAST STEEL SWING CHECK VALVE

BOLTED COVER

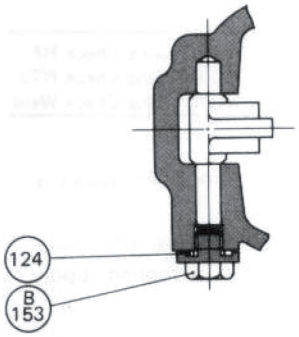

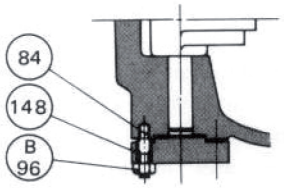

Figure No.	
SC010RA	150 lb Swing Check RF
SC010WA	150 lb Swing Check Weld

■ Features

- End to end dimensions and Wall thicknesses conform to ANSI and API specifications.
- Flange dimensions; 24 in. and smaller Valves conform to ANSI B16.5. 26 in. and larger Valves conform to API 605.
- Internal Hinge pin design is available.
- Lift check valve also available. Data supplied upon request.

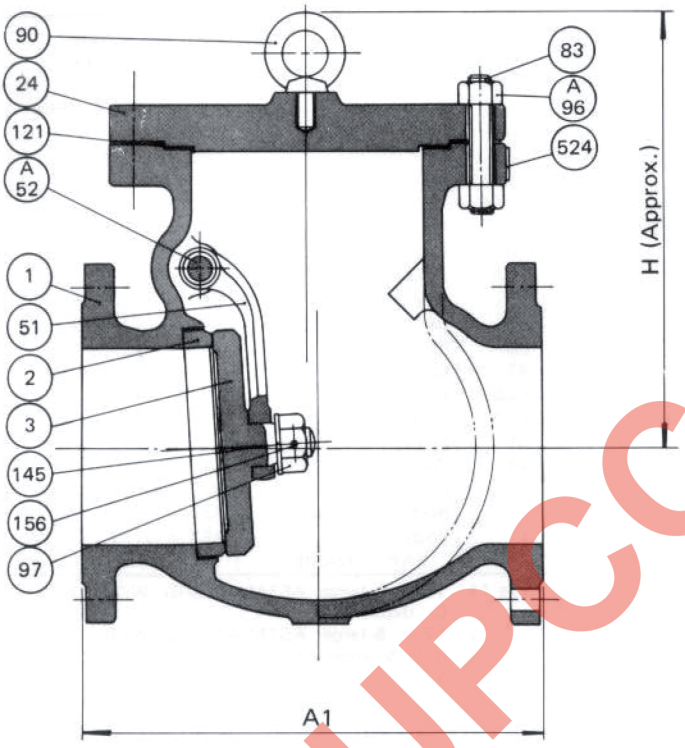

Flanged RF

Material Specifications Trim No. 8

No.	PART NAME	MATERIAL
524	Name Plate	18Cr-8Ni S. Steel
156	Knock Pin	18Cr-8Ni S. Steel
153B	Hinge Pin Plug	ASTM A105
153A	Disc Plug	ASTM A182 Gr.F6a
148	Hinge Pin Cover	ASTM A105
145	Disc Washer	18Cr-8Ni S. Steel
124	Hinge Pin Gasket	*6
121	Cover Gasket	*5
97	Disc Nut	18Cr-8Ni S. Steel
96B	Cover Bolt Nut	ASTM A194 Gr.2H
96A	Cover Bolt Nut	ASTM A194 Gr.2H
90	Eye Bolt	Carbon Steel *4
89	Set Bolt	18Cr-8Ni S. Steel
84	Cover Bolt	ASTM A193 Gr.B7
83	Cover Bolt	ASTM A193 Gr.B7
52B	Hinge Pin	ASTM A182 Gr.F6a
52A	Hinge Pin	ASTM A182 Gr.F6a
51	Swing Lever	ASTM A105 *3
24	Cover	ASTM A105 *2
3	Disc	ASTM A182 Gr.F6a *1
2	Body Seat Ring	ASTM A105 + STL
1	Body	ASTM A216 Gr.WCB

Note *1 14 in. & larger ASTM A216 Gr.WCB + 13% Cr. deposit
*2 12 in. & larger ASTM A216 Gr.WCB
*3 8 in. & larger ASTM A216 Gr.WCB
*4 6 in. & larger
*5 Compressed asbestos or Corrugated metal
*6 Spiral wound 304 s. steel asbestos filled

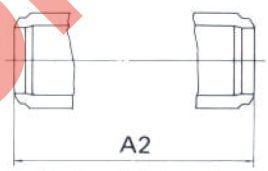

Butt welding end

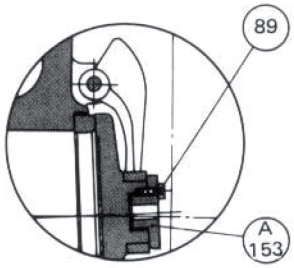

8 in. THRU 16 in.

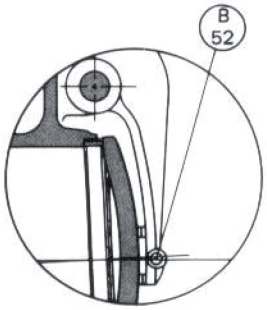

18 in. & larger

Dimensions (in./mm)

Nom. Size	in.	2	2-1/2	3	4	5	6	8	10	12	14	16	18	20	24	26	28	30	36
	mm	50	65	80	100	125	150	200	250	300	350	400	450	500	600	650	700	750	900
A1	in.	8	8-1/2	9-1/2	11-1/2	13	14	19-1/2	24-1/2	27-1/2	31	34	38-1/2	38-1/2	51	51	57	60	77
	mm	203	216	241	292	330	356	495	622	698	787	864	978	978	1295	1295	1448	1524	1956
A2	in.	8	8-1/2	9-1/2	11-1/2	13	14	19-1/2	24-1/2	27-1/2	31	34	38-1/2	38-1/2	51	51	57	60	77
	mm	203	216	241	292	330	356	495	622	698	787	864	978	978	1295	1295	1448	1524	1956
H	in.	6-7/8	7	7-1/2	8-5/8	9-1/4	12-3/4	15-1/8	17-5/8	21-1/4	22	24-5/8	25-5/8	26-5/8	34-5/8	37-3/8	41	45-1/4	53-1/8
	mm	175	178	191	219	235	324	384	448	540	559	626	651	676	880	949	1041	1149	1349
Weight (Approx.) RF	lb	44	53	77	121	185	211	353	540	761	1125	1455	1874	2315	3197	3859	4520	5182	7387
	Kg	20	24	35	55	84	96	160	245	345	510	660	850	1050	1450	1750	2050	2350	3350
Weight (Approx.) BW	lb	31	37	57	82	115	176	293	470	648	970	1252	1654	2029	2800	3638	4300	4961	6946
	Kg	14	17	26	37	52	80	133	213	294	440	568	750	920	1270	1650	1950	2250	3150

FOR UPCC USE ONLY